

OREGON SAFE ROUTES TO SCHOOL
ANNUAL SNAPSHOT REPORT



2015

PREPARED BY
The Oregon Safe Routes to School
Network Leadership Committee



OREGON SAFE ROUTES TO SCHOOL NETWORK LEADERSHIP COMMITTEE

Bille-Jo Deal, Oregon Department of Transportation

Hannah Day-Kapell, Alta Planning + Design

Janis McDonald, City of Portland

Kari Schlosshauer, Safe Routes to School National Partnership

Kim Curley, Commute Options

Kristie Gladhill, Oregon Department of Transportation

LeeAnne Ferguson, Bicycle Transportation Alliance

Lynne Mutrie, Oregon Department of Transportation
and Beaverton School District

Shane MacRhodes, Eugene School District
4J Transportation

Sheilagh Griffin, Bicycle Transportation Alliance

Learn more about the SRTS Leadership Committee on the website:
www.oregonsaferoutes.org/leadership-committee



INTRODUCTION TO

OREGON SAFE ROUTES TO SCHOOL

Safe Routes to School (SRTS) programs aim to create safe, healthy, convenient, and fun opportunities for children to use active transportation for the school commute. These initiatives promote livable, vibrant communities, increase physical activity, and improve unsafe walking and bicycling conditions throughout the community.

SRTS Programs use a variety of activities and events known as the '6 E's':

Educate students, parents, and drivers about how to travel safely, regardless of how they get around.

Encourage more walking, biking, carpooling, rolling, and transit use through fun events and activities.

Promote safe walking and bicycling through consistent **enforcement** of traffic laws.

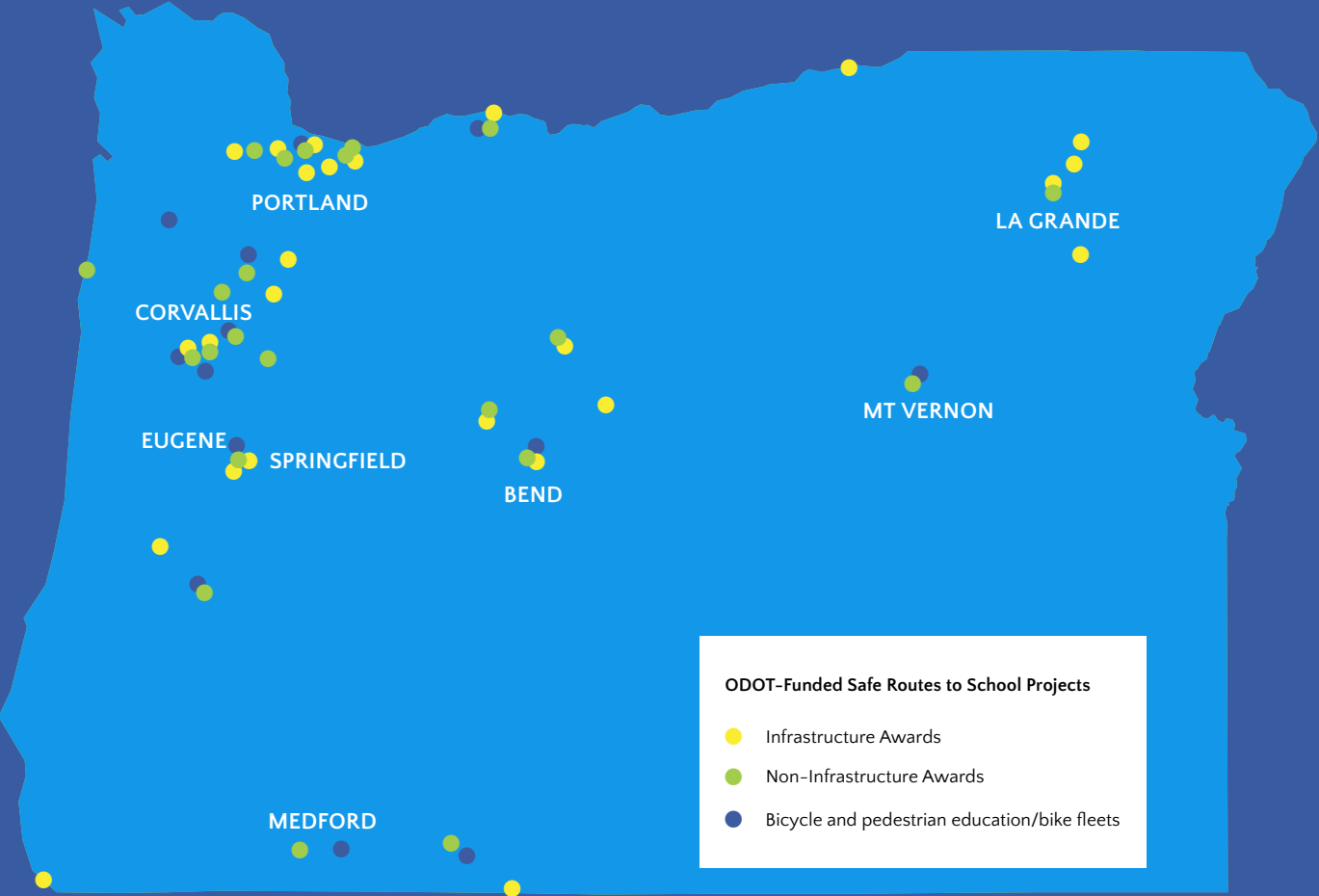
Evaluate the safety of school travel routes, student travel behaviors, and circulation on the school grounds.

Make **engineering** changes such as new sidewalks, improving crossings, and training crossing guards.

Reduce health and wealth disparities by providing **equitable** services in all school communities.

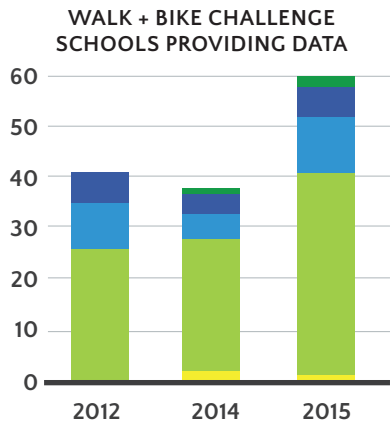


In Oregon, most Safe Routes to School programs are funded through local and regional governments. The Oregon Department of Transportation (ODOT) also made grants available for local infrastructure and programmatic work, however currently there is very little dedicated funding for Safe Routes to School in Oregon.



AT A GLANCE

The 2014-2015 school year continued to see increasing number of schools participating in Safe Routes to School (SRTS) activities in Oregon. Here are some numbers from statewide programs:



- High School
- Middle School
- K-8
- Elementary
- Preschool

In 2015, **13 cities** had **166 schools** participating in the Walk + Bike Challenge month, logging almost **104,000 walk, bike, and other active trips**

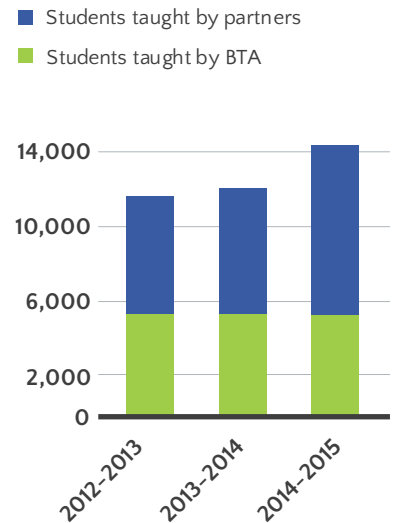
In addition, **270 schools** participated in Walk + Bike Day

2015 WALK AND BIKE CHALLENGE MONTH



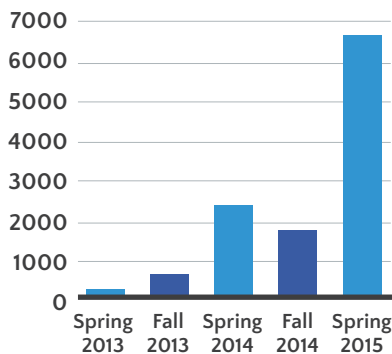
- Walk Trips
- Bike Trips
- Other Active Trips

BICYCLE + PEDESTRIAN SAFETY EDUCATION




Almost **15,000 students** are receiving Bicycle and Pedestrian Safety Education every year

FIRE UP YOUR FEET



Participation in the *Fire Up Your Feet* program has **increased 25-fold** in just two years



189 schools have completed SRTS Action Plans

Jurisdictions in Oregon have received **\$11.9 million** in infrastructure grants **and \$3.1 million** in non-infrastructure grants from the Oregon Department of Transportation between 2008 and 2015.



SUCCESS STORIES

EUGENE METRO REACHES A THOUSAND STUDENTS

Over the past eight years the Eugene-Springfield SRTS program has grown to two and a half staff at the three school districts and a quarter-time coordinator based at the Lane Transit District. The program teaches Bicycle and Pedestrian Safety Education to over 1,000 students in elementary and middle schools. Program staff work closely with city staff on infrastructure improvements, and are involved in many partnerships to increase healthy active transportation throughout the region.



Eugene students learn bicycle safety at school.

CITY OF PORTLAND TRACKS MODE SHIFT

Spring 2015 recorded the highest rate of student school trips in Portland by walking, biking, or rolling (scooter/skateboard) since data collection began in fall 2006 (45% of K-5 student trips). At the same time, surveys showed another rise in active commuting: more than 41% of 6th-8th grade student trips were walking, biking, or rolling (up from the 37% baseline in spring 2014). For all K-8th grade students living under one mile from school, 63% are using active trips, including 10% biking and 50% walking.



Lent K-8 students celebrating International Walk+Bike to School Day in Portland.



Whereas, when it is safe, convenient and fun to walk and bike to school, **our children are healthier, our streets are safer and our community thrives.**

TIGARD BRINGS EDUCATION AND ENCOURAGEMENT TO ALL K-8 SCHOOLS

The City of Tigard is utilizing SRTS practices to become the most walkable city in the Pacific Northwest where people of all ages and abilities enjoy healthy and interconnected lives. In 2015, the city won a grant to fund SRTS activities from an unusual source – Regional Travel Options grants. With the funds, they hired a Coordinator who has hit the ground running and immediately brought Walk+Bike events to every public elementary and middle school in Tigard.

MILWAUKIE CITY COUNCIL RESOLVES IN FAVOR OF SAFE ROUTES

In 2014, a group of PTA parents secured a mini-grant from Oregon SRTS to create a School Action Plan at Linwood Elementary in Milwaukie. Once they realized the needs, they brought their passion to the next level: City Council. Council agreed that Safe Routes to School initiatives were a high priority for safety and health and unanimously passed a resolution supporting a regional SRTS program and funding to help address these concerns.



Students filled temporary event parking at Tigard's Fowler Middle School on Walk + Bike to School Day.



Whereas, kids who can safely walk and bike to their neighborhood school get regular physical activity and do better in school.

INFRASTRUCTURE

SUCCESS STORIES

CITY OF BROOKINGS SIDEWALKS PROVIDE A ROUTE TO SCHOOL

The City of Brookings received \$663,000 in grant funding to construct sidewalks, curbs, gutters and bike lanes on Easy Street leading to Kalmiopsis Elementary School. Primary funding for the project came from the federal Safe Routes to School grant program, administered by ODOT. The result of collaboration among city, state and federal agencies and private contractors, the goal of the project was to increase safety for children walking and bicycling to school, was achieved.



Brookings opens new bike lanes and sidewalks on critical route to Kalmiopsis Elementary.

CHANGES FOR BEAVERTON SCHOOL DISTRICT

In the 2015-16 school year, new rules around state reimbursement for student busing brought some bus cuts throughout Beaverton School District. Parents at Oak Hills Elementary rose to the challenge and published walking school bus events and suggested drop and walk locations for the entire school body. Improvements to Bethany Boulevard also enabled 356 children to walk to school. While the arrival/departure procedures were still chaotic, they were much improved from previous years and their efforts resulted in significantly less chaos than expected with the busing cuts.



Improvements to Bethany Boulevard in Beaverton complemented parents' outreach efforts.

HOOD RIVER DEDICATES SAFE ROUTE TO SCHOOL TO PROJECT PIONEER

Hood River Middle School SRTS improvements on May Street serve approximately 500 students and staff. The project installed curb and gutter, sidewalk, 20 ADA ramps, 14 crosswalks, and bicycle lanes. Signs along the route recognize Tod J. Lefevre, who donated time to submit the grant and helped design the project.



New signed routes to school help middle school students in Hood River and honor volunteers.

NEW

NETWORK LEADERSHIP COMMITTEE RECOGNITION AND AWARDS PROGRAM!

The Oregon Safe Routes to School Network Leadership Committee is establishing levels of recognition for schools, districts, and cities participating in SRTS activities and events. The levels are based on the programming offered, as shown below.

BRONZE	SILVER	GOLD	PLATINUM
<p>Schools complete at least 2 of the following:</p> <ul style="list-style-type: none"> · Participate in 1 encouragement event · SRTS champion identified · Teaching Bicycle or Pedestrian Safety Education to at least 1 classroom. · Created an action plan 	<p>Bronze plus</p> <p>Schools complete hand-tally or parent survey and submit data to the National Center for Safe Routes to School.</p> <p>Schools complete at least 2 of the following:</p> <ul style="list-style-type: none"> · 2 encouragement events · Teaching Bicycle or Pedestrian Safety Education to one entire grade. · Assessment of 5E needs done · Produce 1 SRTS articles/yr to publication that reaches whole school 	<p>Silver plus</p> <p>Schools complete at least 4 of the following:</p> <ul style="list-style-type: none"> · Weekly or monthly recurring encouragement events · Bike and/or Pedestrian education to grade 2 and/or grade 5 · Active travel plan completed · Action plan or 5 Es needs assessment completed · Safe Routes mapped and posted · 2 SRTS articles/yr 	<p>Gold plus</p> <p>Schools complete at least 6 of the following:</p> <ul style="list-style-type: none"> · SRTS events are a regular part of every school year. · 6 SRTS articles/yr · Sustainable Bike and/or Pedestrian education to students. · Safe Routes mapped and posted · Active travel plan completed · Action plan or 5 E's needs assessment completed

Over the next year, the OR SRTS Leadership Committee will be collecting and evaluating statewide data to award communities. If you are interested in being considered, please contact Kim Curley with Commute Options at kim@commuteoptions.org or (541) 408-6111.

WHAT'S NEXT?

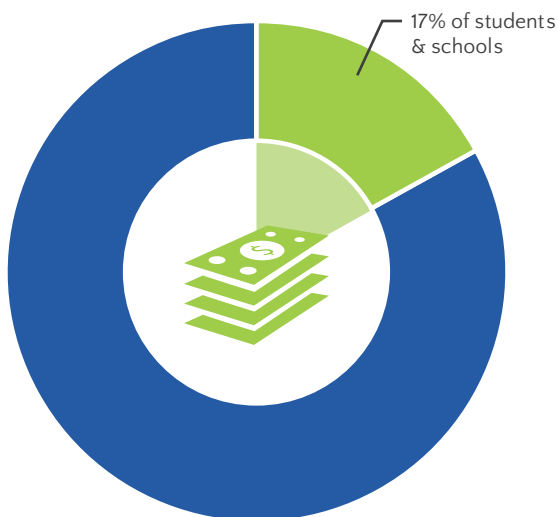
Cities, school districts, and partners throughout Oregon are making great progress improving the safety and health outcomes for our kids, but there's still a lot of work to do!



There are more than **500,000 students** in Oregon's public K-12 schools; **1200 schools** in nearly **200 school districts**.

Since 2008, Oregon has awarded approximately **\$15 MILLION** to infrastructure improvements around schools & essential pedestrian and bicycle safety education skills.

That investment, while a good start, has only reached **17% of the students and schools in Oregon**.



WHAT WOULD IT TAKE TO REACH EVERY STUDENT IN OREGON?



\$6 MILLION annually would provide education and encouragement programs to reach every student in the state.

The one-time cost for infrastructure improvements can vary based on school needs. Conservative improvements identified at surveyed schools indicate approximately **\$1 MILLION** per school in needs.

RAPID FLASH BEACONS FOR ARTERIAL CROSSINGS
\$150,000



STOP SIGNS
\$1,000



SHARROWS
\$1,000



SPEED BUMPS
\$2,000



MARKED CROSSWALKS
\$2,000



MID-BLOCK SIGNALS
\$500,000



RESOURCES

Oregon Safe Routes to School website
www.oregonsaferoutes.org

BTA's Walk Bike Education
www.btaoregon.org/get-involved/walkbike-education

Fire Up Your Feet
www.fireupyourfeet.org

Safe Routes to School National Partnership
www.saferoutespartnership.org

National Center for Safe Routes to School
www.saferoutesinfo.org

Walk Bike to School Day
www.walkbiketoschool.org

Join the Oregon SRTS Network to stay in touch about
SRTS activities around the state!
www.oregonsaferoutes.org/about/srts-team

